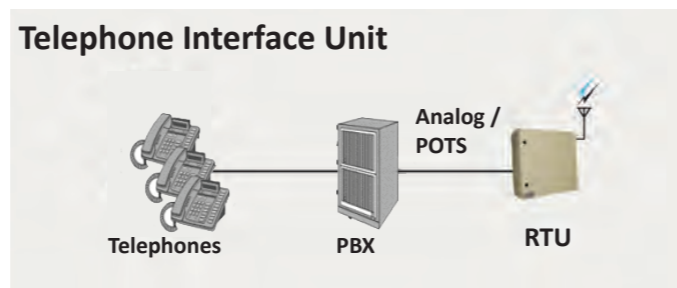
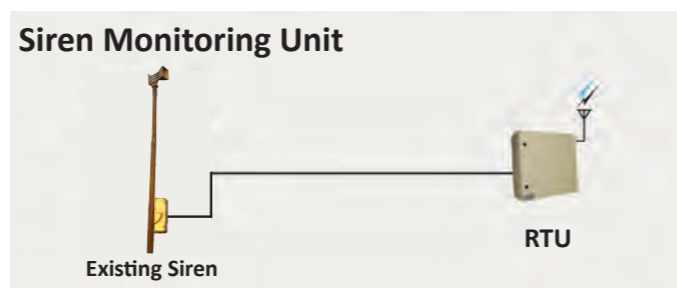


11. Telephone Interface Unit: The RTU can connect to a telephone system extension to deliver audio alerts via handsets or overhead paging speakers.



12. Siren Monitoring Unit: Equipped with up to eight relays, three current sensors and DC voltage monitoring, this RTU can activate, control, and monitor the status of almost any existing siren, and can also be used to convert older, one-way siren systems to two-way.



Remote Terminal Unit

The versatile Remote Terminal Unit can interface a wide variety of inputs and outputs to the ATI control system. Input from devices such as wired or wireless push buttons, sensors and fire panels can be configured to trigger system activations. The RTU outputs can control a variety of external units during an activation. Examples include traffic light control, strobe lights, gate control units, radio repeaters, third party sirens, and message signs. The RTU can also put out an audio signal to provide alert messages or live voice to external PA systems or radios.

Standard Equipment

The RTU includes a NEMA-4/3R enclosure cabinet; an RTU Controller Board equipped with eight 10 Amp/250VAC relay outputs, eight optically isolated inputs, four configurable analog data inputs, a tone generator and local push buttons for testing; a conventional VHF or UHF radio and mounting hardware; a temperature-compensated battery charger; an intrusion switch; and power On/Off circuit breakers.

Key Features

- Simple and compact hardware design
- Field-proven reliability
- Remote activation, testing and reporting
- Local and remote silent testing
- Standard VHF and UHF radio receives and transmits FSK data signals
- Very low standby power requirements
- Message encryption and security coding to prevent unauthorized system activations
- Conformal-coated printed circuit boards for operating in harsh environments
- Temperature-compensated battery charger to ensure batteries are at full capacity

Specifications for Model # RTU

General	
Operation	Tested and proven in harsh environments
Humidity	0 to 95%, non-condensing
Standby without AC	40 Hours
Enclosure Weight	96 lbs (without batteries)
Enclosure Size	23.5"H x 23.5"W x 10"D
Electrical	
AC Input Voltage	120 VAC or 240 VAC 50/60 Hz
Communication	
Modem Modulation	Encrypted FSK, DTMF, TTS
Radio Output Power	1 to 50 Watts
Controller	
Addressing	Dip switches for easy address selection
Local Activation	Six pushbuttons for local testing
Radio Interface	Universal radio interface and power connectors
Expansion Ports	RS485, RS232
Other Ports	Optional IP
Other Features	Built-in AGC circuit, tone generator and digital adjustable audio gain
Active Power without radio	< 200 milliamperes
Batteries General	
Requires two 12VDC, 18AH batteries	

Optional Features

ATI Systems offers fully customizable solutions, including the following features:

- Digital or trunked radio upgrade
- Hardwired push button interface, strobe control and monitoring interface
- Wireless push button receiver
- Flexible, redundant communication options including IP Ethernet, twisted pair/phone line, cellular, satellite
- Local control panel upgrade with microphone, LCD display and controls
- Telephone dial-out option
- Solar power option
- Strobe light or LED sign message output
- NEMA-4/3R stainless steel enclosure upgrade



All information and specifications are subject to change without notice, and may contain typographical or other errors.


Multiple Configuration Available

The flexible and versatile RTU is configurable for many standard interfacing and control applications, including:

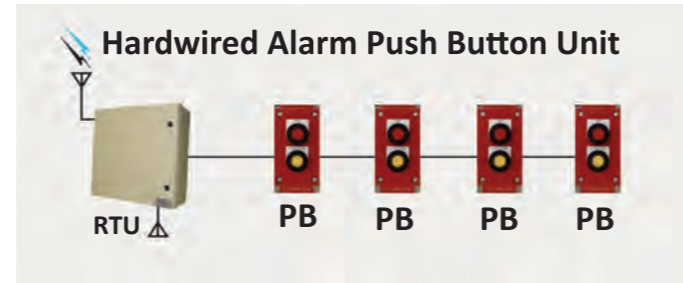
1. PA Interface Unit: A balanced 600 ohms /line level adjustable audio output provides an interface to existing public address and voice evacuation systems. The PA Interface Unit allows for remote activations of alert tones, pre-recorded and live voice messages, delivered over an existing audio system



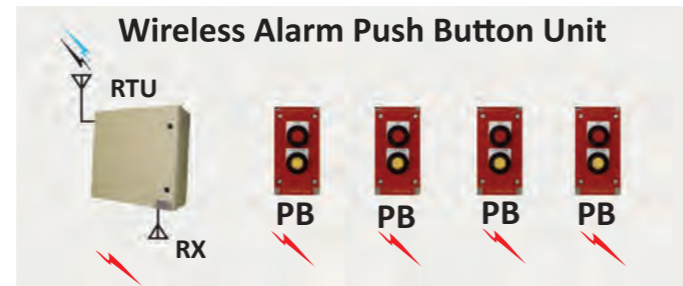
2. Fire Control Panel Interface Unit: The RTU can also interface to a fire control panel and transmit status information to the ATI system, which in turn can broadcast alert tones, pre-recorded and live voice messages through the fire control panel speakers.



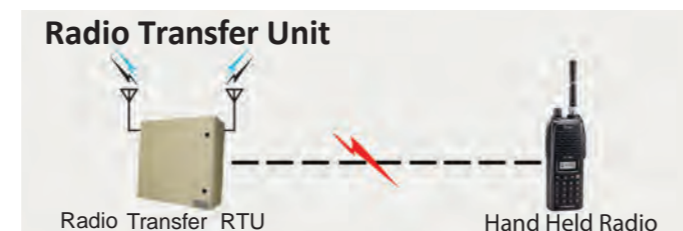
3. Hardwired Alarm Push Button Unit: The Push Button Board supervises and monitors up to 10 directly connected remote push buttons (expandable in groups of 10). The system is configurable to play either a systemwide alert tone and message, or area-specific alert tones and messages when a push button is pressed at a remote location. The push buttons can be color-coded to indicate different activations.



4. Wireless Alarm Push Button Unit: Similar to the hardwired option, the wireless push button receiver supervises and monitors up to 16 wireless push buttons using 900 MHz spread spectrum technology. The system is configurable and the push buttons can be color-coded as described above.



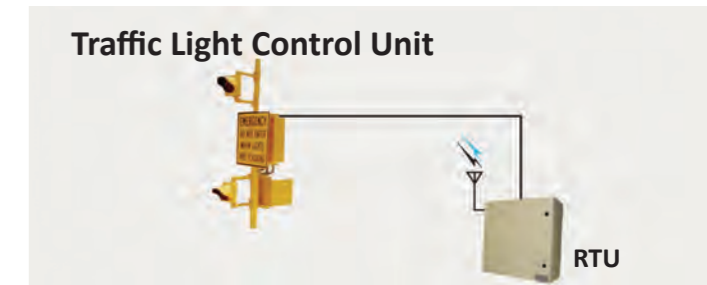
5. Radio Transfer Unit: The Radio Transfer Unit allows the re-broadcast of emergency alert tones and messages on a second radio frequency. It is mainly used to broadcast the notifications to hand-held radios.



6. Gate Control Unit: The Gate Control Unit is programmed to supervise and control remote access gates. It is useful for both preventing and reporting unauthorized access to a secure area, as well as for opening and closing gates during emergencies.



7. Traffic Light Control Unit: Programmed to control and operate a traffic light in response to specific emergencies, the RTU is best used to prevent traffic from entering a hazardous area.



8. Strobe Light Control Unit: This option allows the RTU to control and monitor strobe lights.



9. Message Sign Control Unit: The RTU can be configured to control and monitor indoor and outdoor alpha-numeric signs. The signs can be activated and changed remotely.



10. Weather Station Control Unit: The RTU can monitor weather station conditions by receiving digital and/or analog signals from the station and transmitting them to the control station.

